



Club Health Assessment for District 335 A through February 2025

| | | | Status | Membership | | | | | | | Reports | | | | | Finance | LCIF | |
|-------------------------------|--|--------------|---|-----------------------------|-------------------|---------------------|----------------|---|----------------------------|--|-------------------------------------|------------------------------------|------------------------|------------------------------|---|--|-----------------------------------|-------------|
| Club Number | Club Name | Charter Date | | Current Member Count | YTD Members Added | YTD Members Dropped | YTD Net Growth | YTD Net Growth% | Member Count 12 Months Ago | Avg. length of service for dropped members | Months Since Last MMR *** | Yrs. Since Last Officer Report | President Rotation | Vice President Reported **** | Months Since Last Activity Report *** | Account Balance | Donations for current Fiscal Year | |
| | | | Number of times on status quo within last two years | If below 15 members appears | | | | If net loss is greater than 20% appears | | | If no report in 3 months appears in | When more than one year appears in | Number of repeat terms | | Notes the officers that do not have an active | If no report at 12 months appears in red | | |
| Clubs less than two years old | | | | | | | | | | | | | | | | | | |
| 155971 | Hyogo Mirai | 09/19/2023 | Active | 23 | 7 | 5 | 2 | 9.52% | 0 | 1 | 1 | | 2 | N | | 4 | | \$1,021.62 |
| 179875 | Kobe Hikari | 01/15/2025 | Newly Chartered | 29 | 29 | 0 | 29 | 100.00% | 0 | | 1 | | | M,VP | N/R | | | \$1,000.00 |
| Clubs more than two years old | | | | | | | | | | | | | | | | | | |
| 24276 | AKASHI | 03/06/1962 | Active | 50 | 7 | 2 | 5 | 11.11% | 0 | 26 | 0 | | | N | S,T,M,SC | 0 | | \$6,964.54 |
| 24278 | AKASHI CENTRAL | 02/07/1971 | Active | 10 | 0 | 0 | 0 | 0.00% | 0 | | 11 | | | | T,M,VP,SC | 11 | | \$482.92 |
| | Exc Award (06/30/2018) | | | | | | | | | | | | | | | | | |
| 24274 | AKASHI FUTAMI | 02/11/1971 | Active | 3 | 0 | 0 | 0 | 0.00% | 0 | | 13 | | | | S,T,M,VP,SC | 15 | | \$290.84 |
| 24277 | AKASHI KITA | 11/26/1973 | Active | 7 | 0 | 0 | 0 | 0.00% | 0 | | 54 | | 14 | | S,T,M,VP,SC | 8 | | \$700.04 |
| 30988 | AKASHI NISHI | 06/23/1975 | Active | 34 | 2 | 4 | -2 | -5.56% | 0 | 5 | 2 | | 2 | N | T,VP,SC | 15 | | \$12,070.01 |
| | Exc Award (06/30/2016, 06/30/2017, 06/30/2018) | | | | | | | | | | | | | | | | | |
| 33493 | AKASHI UOZUMI | 03/01/1977 | Active | 15 | 0 | 1 | -1 | -6.25% | 0 | 33 | 1 | | 2 | | S,T,M,VP,SC | 17 | | |
| | Exc Award (06/30/2017) | | | | | | | | | | | | | | | | | |
| 24284 | AMAGASAKI | 09/12/1957 | Active | 25 | 1 | 0 | 1 | 4.17% | 0 | | 1 | | | | S,T,M,VP,SC | 10 | | \$1,900.04 |
| | Exc Award (06/30/2023) | | | | | | | | | | | | | | | | | |
| 24286 | AMAGASAKI KOTONOURA | 02/11/1970 | Active | 12 | 1 | 1 | 0 | 0.00% | 0 | 40 | 2 | | None | R | P,T,VP,SC | 0 | | \$1,638.79 |
| | Exc Award (06/30/2020, 06/30/2023) | | | | | | | | | | | | | | | | | |
| 38108 | AMAGASAKI MUKO | 02/22/1980 | Active | 29 | 3 | 2 | 1 | 3.57% | 0 | 3 | 2 | | | | P,T,M,VP,SC | 8 | | \$2,637.44 |
| | Exc Award (06/30/2018) | | | | | | | | | | | | | | | | | |
| 102154 | AMAGASAKI SONODA | 05/21/2008 | Active | 56 | 1 | 0 | 1 | 1.82% | 0 | | 7 | | | N | S,T,VP,SC | 16 | | \$1,321.62 |
| | Exc Award (06/30/2017, 06/30/2022, 06/30/2023) | | | | | | | | | | | | | | | | | |
| 24281 | AMAGASAKI SOUTH | 04/16/1966 | Active | 25 | 0 | 2 | -2 | -7.41% | 0 | 4 | 2 | | | N | S,M,VP | 11 | | \$1,461.61 |
| | Exc Award (06/30/2017, 06/30/2022, 06/30/2023) | | | | | | | | | | | | | | | | | |
| 24289 | ASHIYA | 01/15/1958 | Active | 32 | 1 | 0 | 1 | 3.23% | 0 | | 7 | | | N | VP,SC | 4 | | \$5,300.37 |
| 61504 | ASHIYA HARMONY | 02/05/1999 | Active | 20 | 1 | 0 | 1 | 5.26% | 0 | | 7 | | | N | S,M,VP,SC | 16 | | \$1,129.27 |
| | Exc Award (06/30/2016, 06/30/2018, 06/30/2020) | | | | | | | | | | | | | | | | | |
| 24290 | ASHIYA HIGASHI | 04/08/1966 | Active | 27 | 1 | 3 | -2 | -6.90% | 0 | 11 | 2 | | | | S,T,M,VP,SC | 22 | | |




Club Health Assessment for District 335 A through February 2025

| | | | Status | Membership | | | | | | | Reports | | | | | Finance | | LCIF |
|--|-----------|--------------|---|-----------------------------|-------------------|---------------------|----------------|-----------------|---|--|---------------------------|--------------------------------|-------------------------------------|------------------------------------|---------------------------------------|---|--|------------|
| Club Number | Club Name | Charter Date | | Current Member Count | YTD Members Added | YTD Members Dropped | YTD Net Growth | YTD Net Growth% | Member Count 12 Months Ago | Avg. length of service for dropped members | Months Since Last MMR *** | Yrs. Since Last Officer Report | President Rotation | Vice President Reported **** | Months Since Last Activity Report *** | Account Balance | Donations for current Fiscal Year | |
| | | | Number of times on status quo within last two years | If below 15 members appears | | | | | If net loss is greater than 20% appears | | | | If no report in 3 months appears in | When more than one year appears in | Number of repeat terms | Notes the officers that do not have an active | If no report at 12 months appears in red | |
| Exc Award (06/30/2017, 06/30/2018, 06/30/2020) | | | Active | 24 | 3 | 3 | 0 | 0.00% | 0 | 5 | 1 | | | N | P,S,T,M,VP SC | 11 | | \$109.87 |
| 24298 HIKAMI 03/28/1965 | | | | | | | | | | | | | | | | | | |
| Exc Award (06/30/2017) | | | Active | 35 | 0 | 1 | -1 | -2.78% | 0 | 8 | 2 | | | N | P,T,M,VP,SC | 2 | | \$1,459.83 |
| 24307 INAMI 01/08/1964 | | | | | | | | | | | | | | | | | | |
| Exc Award (06/30/2017, 06/30/2022) | | | Active | 22 | 1 | 0 | 1 | 4.76% | 0 | | 5 | | | N | S,T,M,VP,SC | 1 | | \$1,171.10 |
| 24308 ITAMI 03/21/1960 | | | | | | | | | | | | | | | | | | |
| Exc Award (06/30/2017, 06/30/2018, 06/30/2020) | | | Active | 23 | 1 | 2 | -1 | -4.17% | 0 | 19 | 0 | | | N | P,S,M,SC | 2 | | \$4,795.57 |
| 24311 ITAMI INANO 11/22/1966 | | | | | | | | | | | | | | | | | | |
| Exc Award (06/30/2023) | | | Active | 6 | 0 | 1 | -1 | -14.29% | 0 | 10 | 2 | | | N | P,VP,SC | 1 | | |
| 24312 IZANAGI L C 11/25/1965 | | | | | | | | | | | | | | | | | | |
| 24315 JOTO 02/23/1969 | | | Active | 11 | 0 | 0 | 0 | 0.00% | 0 | | 10 | | 2 | R | P,T,M,SC | 3 | | |
| Exc Award (06/30/2017) | | | Active | 21 | 3 | 3 | 0 | 0.00% | 0 | 24 | 1 | | | N | P,S,T,M,VP SC | 1 | | \$1,555.81 |
| 24316 KAIBARA 03/08/1964 | | | | | | | | | | | | | | | | | | |
| 24324 KASUGA 03/17/1968 | | | Active | 15 | 0 | 1 | -1 | -6.25% | 0 | 31 | 1 | | | | M,VP,SC | 4 | | \$4,143.46 |
| Exc Award (06/30/2016, 06/30/2017, 06/30/2020) | | | Active | 50 | 1 | 2 | -1 | -1.96% | 0 | 3 | 0 | | | N | SC | 0 | | \$9,688.33 |
| 24322 KAWANISHI 09/09/1958 | | | | | | | | | | | | | | | | | | |
| Exc Award (06/30/2018, 06/30/2019, 06/30/2020) | | | Active | 26 | 0 | 1 | -1 | -3.70% | 0 | 7 | 2 | | | N | S,M,SC | 0 | | \$2,613.16 |
| 36785 KAWANISHI CHUO 03/05/1979 | | | | | | | | | | | | | | | | | | |
| Exc Award (06/30/2020, 06/30/2023) | | | Active | 45 | 2 | 1 | 1 | 2.27% | 0 | 13 | 4 | | | N | S,M,SC | 12 | | \$108.06 |
| 62593 KOBE CENTURY 12/21/1999 | | | | | | | | | | | | | | | | | | |
| Exc Award (06/30/2017, 06/30/2022, 06/30/2020) | | | Active | 18 | 0 | 0 | 0 | 0.00% | 0 | | 11 | | 2 | | P,S,M,VP,SC | 1 | | \$397.00 |
| 43299 KOBE CHUO 12/06/1983 | | | | | | | | | | | | | | | | | | |
| 24332 KOBE EAST 11/08/1957 | | | Active | 29 | 0 | 1 | -1 | -3.33% | 0 | 2 | 3 | | | N | | 24+ | | \$244.84 |
| Exc Award (06/30/2016, 06/30/2018, 06/30/2020) | | | Active | 10 | 1 | 1 | 0 | 0.00% | 0 | 43 | 4 | | | N | SC | 2 | | \$65.00 |
| 31381 KOBE FUKIAI 11/10/1975 | | | | | | | | | | | | | | | | | | |
| Exc Award (06/30/2018) | | | Active | 9 | 0 | 0 | 0 | 0.00% | 0 | | 8 | | | | P,S,M,VP,SC | 11 | | \$328.13 |
| 44692 KOBE HIGASHINADA MARINE 02/11/1985 | | | | | | | | | | | | | | | | | | |
| Exc Award (06/30/2017, 06/30/2018) | | | | | | | | | | | | | | | | | | |




Club Health Assessment for District 335 A through February 2025

|  | | | Status | Membership | | | | | | | Reports | | | | | Finance | LCIF | |
|--|--|--------------|---|-----------------------------|-------------------|---------------------|----------------|---|----------------------------|--|-------------------------------------|------------------------------------|------------------------|------------------------------|---|--|-----------------------------------|-------------|
| Club Number | Club Name | Charter Date | | Current Member Count | YTD Members Added | YTD Members Dropped | YTD Net Growth | YTD Net Growth% | Member Count 12 Months Ago | Avg. length of service for dropped members | Months Since Last MMR *** | Yrs. Since Last Officer Report | President Rotation | Vice President Reported **** | Months Since Last Activity Report *** | Account Balance | Donations for current Fiscal Year | |
| | | | Number of times on status quo within last two years | If below 15 members appears | | | | If net loss is greater than 20% appears | | | If no report in 3 months appears in | When more than one year appears in | Number of repeat terms | | Notes the officers that do not have an active | If no report at 12 months appears in red | | |
| 24330 | KOBE HOST | 02/10/1953 | Active | 95 | 4 | 8 | -4 | -4.04% | 0 | 13 | 0 | | | N | SC | 16 | | \$11,502.74 |
| | Exc Award (06/30/2016, 06/30/2017, 06/30/2021) | | | | | | | | | | | | | | | | | |
| 29759 | KOBE HYOGO CITY | 08/06/1974 | Active | 18 | 1 | 1 | 0 | 0.00% | 0 | 5 | 1 | | | | T,M,VP,SC | 4 | | \$946.72 |
| | Exc Award (06/30/2020, 06/30/2021) | | | | | | | | | | | | | | | | | |
| 24340 | KOBE IKUTA | 06/18/1965 | Active | 19 | 1 | 1 | 0 | 0.00% | 0 | 2 | 1 | | | | T,M,VP,SC | 23 | | \$1,122.74 |
| | Exc Award (06/30/2018, 06/30/2020) | | | | | | | | | | | | | | | | | |
| 116723 | KOBE KITANO | 05/01/2012 | Active | 22 | 0 | 3 | -3 | -12.00% | 0 | 5 | 2 | | 2 | | P,M,VP,SC | N/A | | \$51.71 |
| 24337 | KOBE KONAN | 02/21/1964 | Active | 41 | 4 | 3 | 1 | 2.50% | 0 | 12 | 0 | | | N | M,VP | 16 | | \$4,151.44 |
| | Exc Award (06/30/2017, 06/30/2018, 06/30/2021) | | | | | | | | | | | | | | | | | |
| 24326 | KOBE MINATO | 11/26/1968 | Active | 31 | 0 | 1 | -1 | -3.13% | 0 | 1 | 1 | | | N | | 12 | | \$440.00 |
| | Exc Award (06/30/2018, 06/30/2019, 06/30/2021) | | | | | | | | | | | | | | | | | |
| 24329 | KOBE NADA | 02/26/1965 | Active | 18 | 0 | 0 | 0 | 0.00% | 0 | | 8 | | | N | P,M,SC | 4 | | \$433.34 |
| | Exc Award (06/30/2018) | | | | | | | | | | | | | | | | | |
| 35313 | KOBE NAGATA | 04/24/1978 | Active | 16 | 0 | 0 | 0 | 0.00% | 0 | | 8 | | | N | S,M,SC | 0 | | \$164.64 |
| 58020 | KOBE NOJIGIKU muse | 03/21/1996 | Active | 34 | 2 | 6 | -4 | -10.53% | 0 | 8 | 1 | | None | | P,T,M,VP,SC | 5 | | \$1,364.63 |
| | Exc Award (06/30/2016, 06/30/2018, 06/30/2021) | | | | | | | | | | | | | | | | | |
| 24333 | KOBE ROKKO PORT | 10/02/1962 | Active | 14 | 1 | 2 | -1 | -6.67% | 0 | 35 | 2 | | | N | M | 9 | | \$1,290.50 |
| 24334 | KOBE SANNOMIYA | 12/08/1960 | Active | 11 | 0 | 2 | -2 | -15.38% | 0 | 27 | 2 | | | N | P,T,M,VP,SC | 0 | | \$134.50 |
| 24336 | KOBE SUMA | 08/03/1963 | Active | 41 | 2 | 1 | 1 | 2.50% | 0 | 15 | 2 | | | N | T,M | 8 | | \$4,586.51 |
| | Exc Award (06/30/2016, 06/30/2019) | | | | | | | | | | | | | | | | | |
| 24335 | KOBE WEST | 09/11/1958 | Active | 42 | 8 | 0 | 8 | 23.53% | 0 | | 0 | | | N | S,T,M,VP,SC | 8 | | \$9,094.41 |
| | Exc Award (06/30/2016, 06/30/2017) | | | | | | | | | | | | | | | | | |
| 24341 | KONDA | 06/29/1973 | Active | 21 | 3 | 0 | 3 | 16.67% | 0 | | 2 | | | | P,S,T,M,VP SC | 24+ | | |
| 24343 | MIHARA | 11/05/1973 | Active | 34 | 0 | 0 | 0 | 0.00% | 0 | | 7 | | | | P,S,T,M,VP SC | 15 | | \$6,087.49 |
| | Exc Award (06/30/2018, 06/30/2019, 06/30/2021) | | | | | | | | | | | | | | | | | |
| 24352 | NISHIKI | 06/29/1973 | Active | 12 | 1 | 0 | 1 | 9.09% | 0 | | 5 | | | | P,T,M,VP,SC | 24+ | | |
| 24354 | NISHINOMIYA EBISU | 03/08/1970 | Active | 50 | 11 | 3 | 8 | 19.05% | 0 | 40 | 0 | | | N | S,M,VP,SC | 8 | | \$2,507.04 |
| | Exc Award (06/30/2017, 06/30/2018, 06/30/2021) | | | | | | | | | | | | | | | | | |



Club Health Assessment for District 335 A through February 2025


|  | | | Status | Membership | | | | | | Reports | | | | | Finance | LCIF | |
|--|--|--------------|---|-----------------------------|-------------------|---------------------|----------------|---|----------------------------|--|-------------------------------------|------------------------------------|------------------------|---|--|-----------------|-----------------------------------|
| Club Number | Club Name | Charter Date | | Current Member Count | YTD Members Added | YTD Members Dropped | YTD Net Growth | YTD Net Growth% | Member Count 12 Months Ago | Avg. length of service for dropped members | Months Since Last MMR *** | Yrs. Since Last Officer Report | President Rotation | Vice President Reported **** | Months Since Last Activity Report *** | Account Balance | Donations for current Fiscal Year |
| | | | Number of times on status quo within last two years | If below 15 members appears | | | | If net loss is greater than 20% appears | | | If no report in 3 months appears in | When more than one year appears in | Number of repeat terms | Notes the officers that do not have an active | If no report at 12 months appears in red | | |
| 24353 | NISHINOMIYA KABUTOYAMA | 12/10/1973 | Active | 20 | 0 | 1 | -1 | -4.76% | 0 | 25 | 2 | | | N | P,S,T,M | 0 | \$629.27 |
| | Exc Award (06/30/2017, 06/30/2018, 06/30/2019) | | | | | | | | | | | | | | | | |
| 24351 | NISHINOMIYA KOSHIEN | 03/19/1966 | Active | 20 | 3 | 0 | 3 | 17.65% | 0 | | 4 | | | | S,M,VP,SC | 4 | \$1,084.03 |
| | Exc Award (06/30/2016, 06/30/2017, 06/30/2018) | | | | | | | | | | | | | | | | |
| 24349 | NISHINOMIYA SAKURA | 12/07/1960 | Active | 6 | 0 | 1 | -1 | -14.29% | 0 | 55 | 7 | 1 | None | | P,S,T,M,VP | 24+ | \$100.00 |
| | | | | | | | | | | | | | | | SC | | |
| 65053 | NISHINOMIYA WHITE | 03/01/2002 | Active | 28 | 5 | 2 | 3 | 12.00% | 0 | 23 | 1 | | | N | SC | 0 | \$387.79 |
| | Exc Award (06/30/2016, 06/30/2019, 06/30/2020) | | | | | | | | | | | | | | | | |
| 24361 | SANDA | 07/09/1963 | Active | 26 | 2 | 0 | 2 | 8.33% | 0 | | 0 | | | | P,S,T,M,VP | 8 | \$4,968.12 |
| | Exc Award (06/30/2017) | | | | | | | | | | | | | | SC | | |
| 24362 | SANNAN | 10/30/1966 | Active | 12 | 0 | 0 | 0 | 0.00% | 0 | | 8 | | | | P,S,T,M,VP | 16 | \$2,564.63 |
| | | | | | | | | | | | | | | | SC | | |
| 24363 | SASAYAMA | 07/03/1966 | Active | 24 | 2 | 2 | 0 | 0.00% | 0 | 8 | 6 | | | | M,VP,SC | 24+ | \$4,416.49 |
| | Exc Award (06/30/2017, 06/30/2018, 06/30/2019) | | | | | | | | | | | | | | | | |
| 24365 | SUMOTO | 12/06/1960 | Active | 48 | 1 | 1 | 0 | 0.00% | 0 | 1 | 6 | | | N | M,SC | 0 | \$1,190.84 |
| | Exc Award (06/30/2016, 06/30/2017, 06/30/2018) | | | | | | | | | | | | | | | | |
| 24366 | SUMOTO ONOKORO | 05/29/1964 | Active | 34 | 2 | 1 | 1 | 3.03% | 0 | 3 | 4 | | | N | SC | 0 | \$329.26 |
| | Exc Award (06/30/2016, 06/30/2018, 06/30/2019) | | | | | | | | | | | | | | | | |
| 24367 | TAKARAZUKA | 04/06/1961 | Active | 33 | 1 | 0 | 1 | 3.13% | 0 | | 0 | | | | T,M,VP,SC | 0 | \$5,663.30 |
| | | | | | | | | | | | | | | | | | |
| 24369 | TAKARAZUKA GREEN | 06/29/1971 | Active | 28 | 1 | 1 | 0 | 0.00% | 0 | 23 | 3 | | | | P,S,T,M,VP | 12 | \$540.01 |
| | Exc Award (06/30/2017) | | | | | | | | | | | | | | SC | | |
| 24370 | TAKI | 05/23/1972 | Active | 28 | 0 | 1 | -1 | -3.45% | 0 | 4 | 4 | | | N | P,S,T,M,VP | 15 | \$1,703.49 |
| | Exc Award (06/30/2016, 06/30/2017, 06/30/2018) | | | | | | | | | | | | | | SC | | |
| 24359 | TANNAN | 03/29/1970 | Active | 11 | 1 | 0 | 1 | 10.00% | 0 | | 3 | | | N | M,SC | 24+ | \$1,100.00 |
| | Exc Award (06/30/2018) | | | | | | | | | | | | | | | | |
| 34575 | TSUNA | 10/24/1977 | Active | 30 | 2 | 1 | 1 | 3.45% | 0 | 9 | 1 | | | N | SC | 0 | \$3,761.26 |

Clubs Cancelled Previous Fiscal Year – Clubs Cancelled within last 12 months may be reinstated

| Club Number | Club Name | Charter Date | Current Status* | Cancellation Date |
|-------------|----------------|--------------|-----------------|-------------------|
| 67459 | AKASHI SHIOSAI | 03/24/2003 | Cancelled(7*) | 06/29/2024 |



Club Health Assessment for District 335 A through February 2025

|  Club Number Club Name Charter Date | | | Status | | Membership | | | | | | | Reports | | | | Finance | | LCIF | | |
|--|---------------------|---------------------------|---|-----------------------------|----------------------|---|---------------------|------------------|----------------------------|-------------------------------|--|------------------------------------|----------------------------------|---|--|--|---------------------------|-----------------------------------|----------------------------------|--|
| | | | | | Current Member Count | YTD Members Added | YTD Members Dropped | YTD Net Growth | YTD Net Growth% | Member Count 12 Months Ago | Avg. length of service for dropped members | Months Since Last MMR *** | Yrs. Since Last Officer Report | President Rotation | Vice President Reported **** | Months Since Last Activity Report *** | Account Balance | Donations for current Fiscal Year | | |
| | | | Number of times on status quo within last two years | If below 15 members appears | | If net loss is greater than 20% appears | | | | | If no report in 3 months appears in | When more than one year appears in | Number of repeat terms | Notes the officers that do not have an active | If no report at 12 months appears in red | | | | | |
| 24310 | ITAMI SASAHARA | 03/28/1973 | Cancelled(6*) | 06/29/2024 | | | | | | | | | | | | | | | | |
| 49930 | KOBE HARBOR | 10/23/1989 | Cancelled(6*) | 06/29/2024 | | | | | | | | | | | | | | | | |
| 58842 | KOBE RAINBOW | 11/12/1996 | Cancelled(6*) | 06/29/2024 | | | | | | | | | | | | | | | | |
| 24339 | KOBE TARUMI | 12/17/1964 | Cancelled(6*) | 06/29/2024 | | | | | | | | | | | | | | | | |
| 99978 | KOBE TIARA | 07/31/2007 | Cancelled(6*) | 05/29/2024 | | | | | | | | | | | | | | | | |
| 24357 | SEIDAN | 04/23/1970 | Cancelled(6*) | 10/29/2023 | | | | | | | | | | | | | | | | |
| Current Total Clubs Count | YTD New Clubs Count | YTD Cancelled Clubs Count | YTD Net Club Gain | Current Total Members Count | YTD Add | YTD Drop | YTD Net Growth | YTD Net Growth % | Member Count 12 Months Ago | Average Member Count Per Club | % of Clubs with less than 20 members | % No MMR in 3 Months | % No Officer Report in 12 Months | % of Clubs with balance 90+ days | Number of Clubs in Status Quo | % Status Quo Clubs in Financial Suspension | Number of Cancelled Clubs | Average Cancelled Club Age | Members Lost Due to Cancellation | % of Clubs Cancelled for Non-Financial Reasons |
| 62 | 1 | 0 | 1 | 1,608 | 124 | 79 | 45 | 2.88% | 0 | 26 | 34% | 42% | 2% | 0% | 0 | 0% | 0 | 0 | 0 | 0% |

* - P - Priority Club. Cancellation Reasons: 1-Objectives/conduct, 2-Non-active club, 5-Non-existing club, 6-Disbanding, 7-Merger, 8-Financial Suspension, 9-District/Multiple District Dues.

** - Abbreviation: P-President, S-Secretary, T-Treasurer, M-Member Chairperson, VP-First Vice President, MC-Communications Chairperson, SC-Service Chairperson

*** - Abbreviation: N/R - Never reported using the Lions Clubs website, N/A - Not applicable, No password registered for the Lions Clubs website.

**** - Abbreviation: N - New, IP - Immediate Past, R - Repeat.